

Side Window Deflectors

Quick and Easy Installation Instructions

CONTENTS

- (2) Venta-lators
- (2) alcohol pads
- (1) instruction sheet
- (1) Scotch Brite pad
- (1) surface prep

Important

Read all instructions carefully before beginning installation. The ideal installation temperature is between 65°-110°F (18°- 43°C). The Venta-lators mount on the **OUTSIDE** trim of the door frame. A trial fit is recommended.

READ BEFORE USING SURFACE PREP
 Avoid contact with skin and wear appropriate gloves when handling this material. Use in well-ventilated area with sufficient ventilation to disperse vapors from promoter. Avoid prolonged breathing of vapors. If contact is made with material, flush area with large amounts of water. If irritation persists, get immediate medical attention. **USE PREP ON RUBBER ONLY**

Preparation

STEP 1: Scuff the rubber trim where the deflector will mount with the Scotch Brite pad. Then, clean the trim with an alcohol pad and wipe dry with a clean cloth. Repeat on opposite front door. See **FIGURE 1**

STEP 2: Apply one coat of surface prep to the previously cleaned rubber trim on both front doors promptly to prevent evaporation.

STEP 3: Remove the tape liner from the rear end flange. To reduce the risk of tape contamination due to improper positioning, expose only 2" (5 cm) of tape from each end of the lateral flange by peeling back liner. See **FIGURE 2**

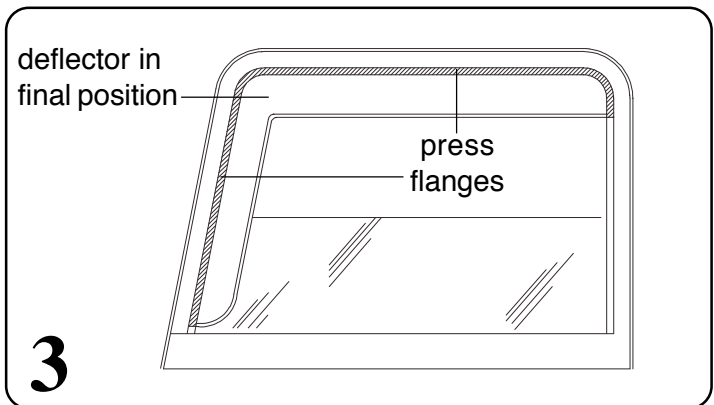
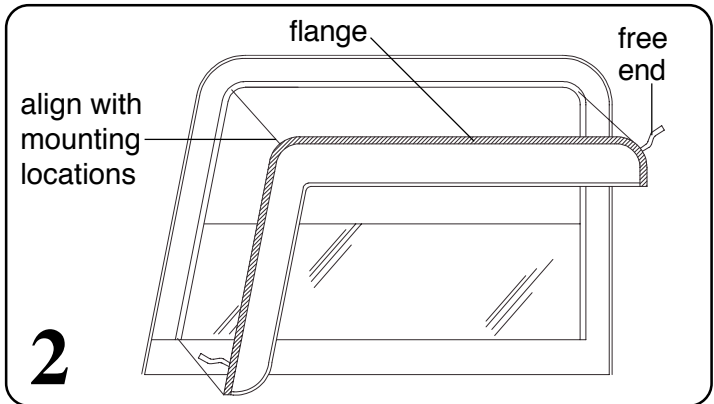
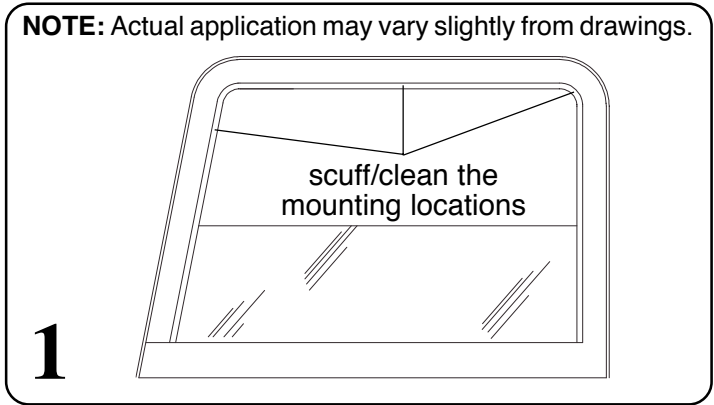
Installation

STEP 4: Align the driver side deflector with the previously prepared rubber trim. Then, press the exposed areas of tape against the trim and verify position. See **FIGURE 3**

STEP 5: With the deflector in its final position, remove the remainder of the tape liner by pulling on the free ends. Run your finger along the deflector flanges to ensure proper adhesion of the tape to the rubber trim.

Repeat procedure on opposite side deflector.

NOTE: Actual application may vary slightly from drawings.



**Venta-lators available for:
 Mack, Peterbilt, Kenworth, Freightliner,
 International, Volvo and other manufacturers.**